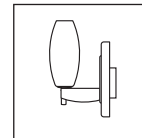
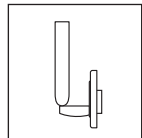


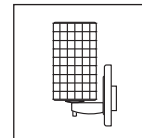
LED SCONCES




**CIRO MINI LED SCENCE**  
102 830(bz,ch,mc)  
102 831(bz,ch,mc)  
102 832(bz,ch,mc)  
102 833(bz,ch,mc)



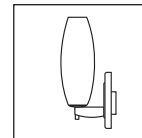
**CHIANTI LED SCENCE**  
102 820(bz,ch,mc)  
102 821(bz,ch,mc)  
102 822(bz,ch,mc)  
102 823(bz,ch,mc)



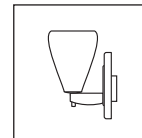
**SIERRA LED SCENCE**  
102 114bz  
102 114ch  
102 114mc



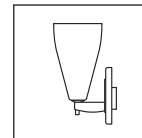
**BOBO LED SCENCE**  
102 915(bz,ch,mc)  
102 917(bz,ch,mc)




**CIRO LED SCENCE**  
102 116(bz,ch,mc)  
102 118(bz,ch,mc)  
102 119(bz,ch,mc)  
102 121(bz,ch,mc)  
102 122(bz,ch,mc)  
102 123(bz,ch,mc)  
102 124(bz,ch,mc)  
102 125(bz,ch,mc)




**LUCY LED SCENCE**  
102 126(bz,ch,mc)  
102 127(bz,ch,mc)  
102 128(bz,ch,mc)



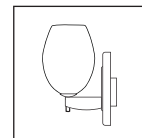

**ZARA LED SCENCE**  
102 151(bz,ch,mc)  
102 152(bz,ch,mc)  
102 153(bz,ch,mc)  
102 154(bz,ch,mc)  
102 156(bz,ch,mc)  
102 157(bz,ch,mc)



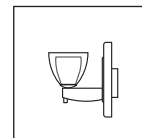

**BLING LED SCENCE**  
102 168(bz,ch,mc)  
102 173(bz,ch,mc)  
102 178(bz,ch,mc)  
102 840(bz,ch,mc)  
102 841(bz,ch,mc)  
102 842(bz,ch,mc)



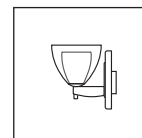
**BLING LED SCENCE II**  
102 169(bz,ch,mc)  
102 174(bz,ch,mc)  
102 179(bz,ch,mc)



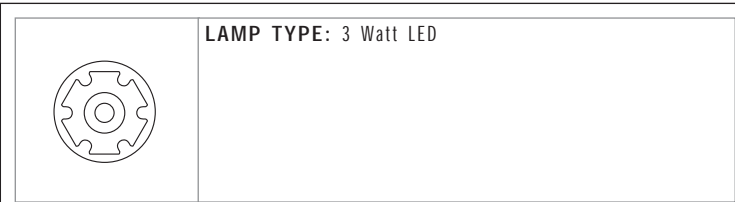
**BOLOERO LED SCENCE**  
102 336(bz,ch,mc)  
102 337(bz,ch,mc)  
102 338(bz,ch,mc)  
102 339(bz,ch,mc)



**RAINBOW LED SCENCE**  
102 721(bz,ch,mc)  
102 722(bz,ch,mc)  
102 723(bz,ch,mc)  
102 724(bz,ch,mc)  
102 913(bz,ch,mc)  
102 918(bz,ch,mc)



**RAINBOW LED SCENCE II**  
102 725(bz,ch,mc)  
102 726(bz,ch,mc)  
102 728(bz,ch,mc)  
102 729(bz,ch,mc)  
102 816(bz,ch,mc)  
102 817(bz,ch,mc)  
102 916(bz,ch,mc)  
102 919(bz,ch,mc)



**CIRO MINI LED SCENCE**  
102 830bz  
102 830ch  
102 830mc  
102 831bz  
102 831ch  
102 831mc  
102 832bz  
102 832ch  
102 832mc  
102 833bz  
102 833ch  
102 833mc

**SIERRA LED SCENCE**  
102 114bz  
102 114ch  
102 114mc

**BLING LED SCENCE**  
102 168bz  
102 168ch  
102 168mc  
102 173bz  
102 173ch  
102 173mc  
102 178bz  
102 178ch  
102 178mc  
102 840bz  
102 840ch  
102 840mc  
102 841bz  
102 841ch  
102 841mc  
102 842bz  
102 842ch  
102 842mc

**RAINBOW LED SCENCE**  
102 721bz  
102 721ch  
102 721mc  
102 722bz  
102 722ch  
102 722mc  
102 723bz  
102 723ch  
102 723mc  
102 724bz  
102 724ch  
102 724mc  
102 913bz  
102 913ch  
102 913mc  
102 918bz  
102 918ch  
102 918mc

**CIRO LED SCENCE**  
102 116bz  
102 116ch  
102 116mc  
102 118bz  
102 118ch  
102 118mc  
102 119bz  
102 119ch  
102 119mc  
102 121bz  
102 121ch  
102 121mc  
102 122bz  
102 122ch  
102 122mc  
102 123bz  
102 123ch  
102 123mc  
102 124bz  
102 124ch  
102 124mc  
102 125bz  
102 125ch  
102 125mc

**BOBO LED SCENCE**  
102 915bz  
102 915ch  
102 915mc  
102 917bz  
102 917ch  
102 917mc

**BLING LED SCENCE II**  
102 169bz  
102 169ch  
102 169mc  
102 174bz  
102 174ch  
102 174mc  
102 179bz  
102 179ch  
102 179mc

**LUCY LED SCENCE**  
102 126bz  
102 126ch  
102 126mc  
102 127bz  
102 127ch  
102 127mc  
102 128bz  
102 128ch  
102 128mc

**RAINBOW LED SCENCE II**  
102 725bz  
102 725ch  
102 725mc  
102 726bz  
102 726ch  
102 726mc  
102 728bz  
102 728ch  
102 728mc  
102 729bz  
102 729ch  
102 729mc  
102 816bz  
102 816ch  
102 816mc  
102 817bz  
102 817ch  
102 817mc

**BOLERO LED SCENCE**  
102 336bz  
102 336ch  
102 336mc  
102 337bz  
102 337ch  
102 337mc  
102 338bz  
102 338ch  
102 338mc  
102 339bz  
102 339ch  
102 339mc

**ZARA LED SCENCE**  
102 151bz  
102 151ch  
102 151mc  
102 152bz  
102 152ch  
102 152mc  
102 153bz  
102 153ch  
102 153mc  
102 154bz  
102 154ch  
102 154mc  
102 156bz  
102 156ch  
102 156mc  
102 157bz  
102 157ch  
102 157mc

**BLING LED SCENCE II**  
102 169bz  
102 169ch  
102 169mc  
102 174bz  
102 174ch  
102 174mc  
102 179bz  
102 179ch  
102 179mc

LED SCONCES

TECHNICAL SPECIFICATIONS

Description: 4" Canopy with J-Box and Glass  
Design: Bruck-Team  
Lamp: 3 Watt LED

CONTENTS OF DELIVERY

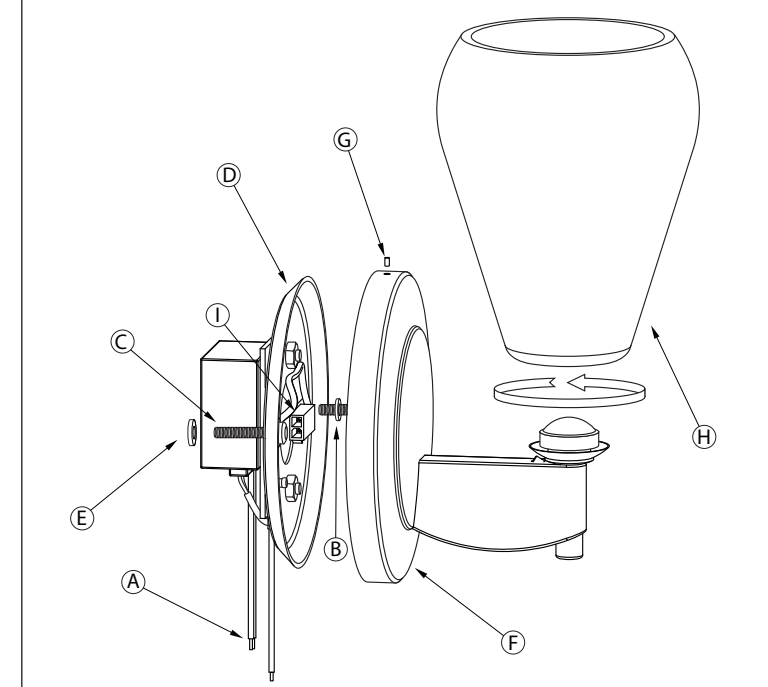
fixture complete

IMPORTANT SAFETY INSTRUCTIONS

1. Save these instructions and refer to them when additions to or changes to the fixture are made.
2. THIS PRODUCT MUST BE INSTALLED BY A PERSON FAMILIAR WITH THE CONSTRUCTION AND OPERATION OF THE PRODUCT AND THE HAZARDS INVOLVED, IN ACCORDANCE WITH THE APPLICABLE NEC CODE.
3. Do not install this fixture in damp or wet locations.
4. CAUTION - Do not install any fixture assembly closer than 6 inches from any curtain, or similar combustible material.
5. Turn off power prior to any work on the systems.
6. Warranty is void in case of unauthorized modifications and/ or improper use.

READ ALL OF THESE INSTRUCTIONS BEFORE INSTALLATION

INSTALLATION INSTRUCTIONS



INSTRUCTIONS FOR USE

- Note:** The LED Sconce uses a 60 Lumen Lamp which is not as radiant as the 50W Halogen Bi-Pin Lamp.
- Connect the two wires from the transformer (A) to the power cables in the wall. Then slide the notched plastic washer (B) through the mounting screw (C). Insert the screw (C) into the mounting plate (D) and slide the plastic washer (E) onto the end of the screw. Align the screws (C) with the J-box and tighten until firmly connected.
  - Connect quick connect (I) then place the canopy cover (F) over the mounting plate (D) and secure it with the allen screw (G) located on the side of the base.
  - Remove the glass shade (H) from the fixture by turning the glass counter-clockwise.
- NOTE:** Zara glass should not be removed.